

MoliCare® Skin Cleansing Foam

Application Guide

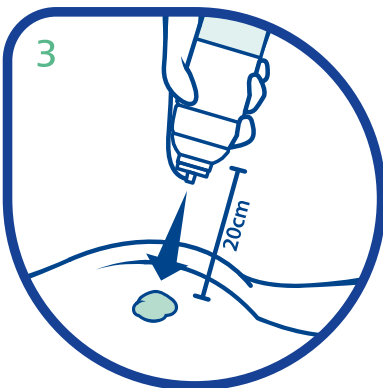
HARTMANN



- Wash hands before application



- Remove lid and shake the bottle before use




- Spray foam directly onto soiled skin from approximately 20cm away and leave for 30 seconds.



- Use dry wipe to remove both the foam, cleansing the skin of urine and faeces.



- Dispose of wipe



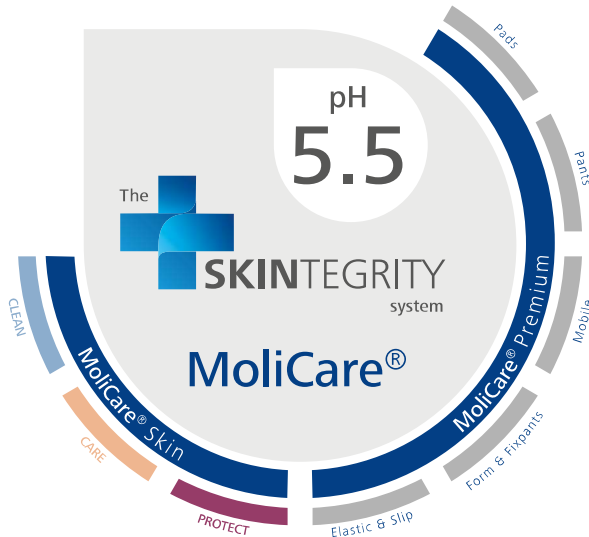
- Repeat if necessary



- Wash hands afterwards

Discover the Skintegrity system

Through the winning combination of the MoliCare® Skin products, Skintegrity continues to improve the quality of life of people living with incontinence.



A composition of rich ingredients with amino acids, sweet almond oil, essential unsaturated fatty acids and creatine to strengthen the barrier function of the skin.



Dermatologically tested for skin tolerance. Free of allergens.



pH skin balanced value of 5.5 preserving the natural acid protection mantle of the skin.*

Product	Code	Size	Pack Size	Case Quantity
Moist Care Tissues	995 038	20 x 30cm	50	12
Wash Lotion	995 040	250ml	1	20
	995 014	500ml	1	12
Care Bath	995 015	500ml	1	12
Cleansing Foam	995 016	400ml	1	12
Shampoo	995 017	500ml	1	12
Wash Gloves	995 056	Size 8	8	24
Body Lotion	995 019	500ml	1	12
Protection Foam	995 024	100ml	1	12
Zinc Oxide Cream	995 022	200ml	1	12
Barrier Cream	995 026	100ml	1	12

* Except MoliCare® Premium lady 0.5 drops and MoliCare® Premium MEN 3 drops.

To order additional products, go to www.hartmanndirect.co.uk or call **0800 028 9490**

HARTMANN UK & Ireland | UK: +44 (0) 1706 363200
 info@uk.hartmann.info | www.hartmann.co.uk | www.hartmanndirect.co.uk

©2020 Paul Hartmann Limited. Paul Hartmann Limited is a company registered in England and Wales (company number 01523121)